

# Power Words: Compare and Contrast

This is a guide for the video on the words Compare and Contrast.  
Be prepared to take notes and pause the video when necessary.

## Guided Notes:

**Compare:** To examine the character or qualities of for the purpose of discovering their \_\_\_\_\_ or differences; to regard with discriminating attention.

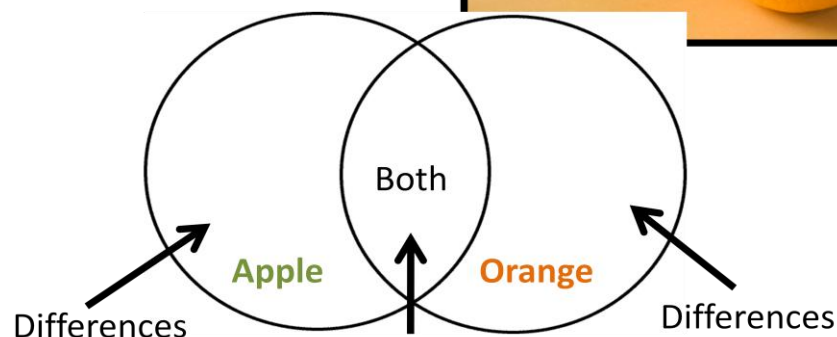

**Contrast:** To set in opposition, or against, in order to show the \_\_\_\_\_ between, or the comparative excellences and defects of; to compare by \_\_\_\_\_ of qualities.

Compare : Common

::




Contrast : Drastically different

Venn Diagram



# Power Words: Compare and Contrast

We use the skills of comparison and contrast in everyday decisions such as selecting a place to eat. Use the chart below to record information about each restaurant.

Names of restaurants → Qualities to Compare ↓	<b>McDonald's</b> 	<b>Pizza Hut</b> 	<b>Chick-Fil-A</b> 
<b>Price</b> How much would you spend if you bought a meal?			
<b>Quality of Food</b> Does the food taste, smell, and look good?			
<b>Service</b> Do the cashiers and servers generally treat you fairly and with respect? How much time do you typically have to wait for food?			
<b>Location</b> Where is the restaurant located? Is it convenient for you to go there?			

1. Based on the information recorded, what do the restaurants have in common?
2. How are they different?

# Compare and Contrast: Essays

When you write a comparison essay, use the following steps:

**Step 1:** Choose a topic, or think about the one that has been assigned.

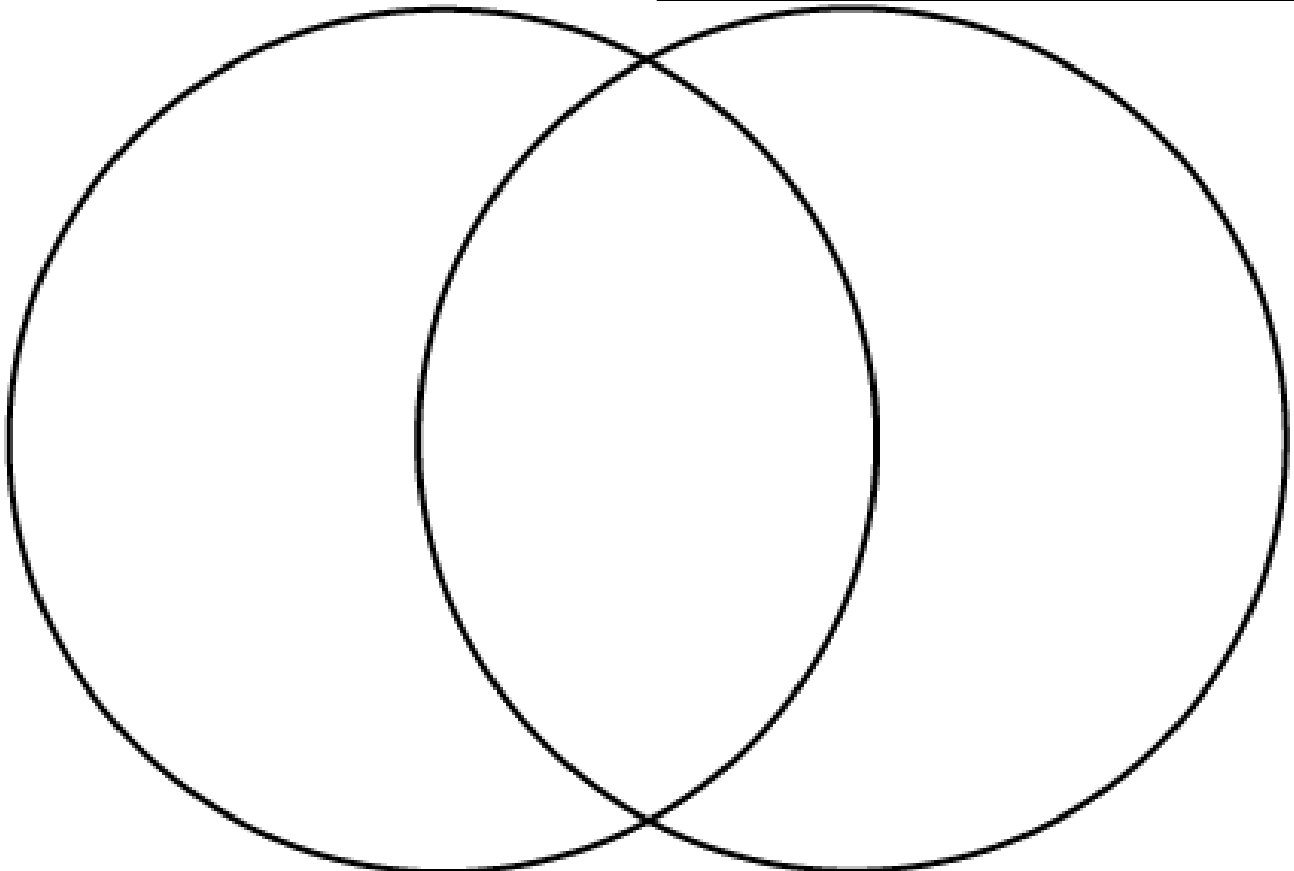
**Step 2:** Make a list of things that are similar about your two topics, and follow with making a list of characteristics that are very different. Perhaps a Venn Diagram will help.

**Step 3:** After you make these lists, you'll put together a single statement that states an overall assessment of your comparison. This statement will be your topic sentence. Your lists will provide topics for your body paragraphs.

## TOPICS LIST

Some of the essay ideas below may seem to contain subjects that have nothing in common. But think again! You'll find contrasting characteristics *as well as* similar characteristics in each individual set.

1. Weeds to flowers.
2. Christopher Columbus to early astronauts.
3. School bullies to dictators.
4. The decisions of Red Riding Hood to the decisions of Goldilocks.
5. Being afraid to being bored.
6. The influence of celebrities to the influence of parents.
7. Spending time with your friend to spending time with your dog.
8. *The Three Bears* to *The Three Little Pigs*.
9. Snowfall to rainfall.
10. Your best birthday to your worst birthday.
11. Your happiest day to your saddest day.



**Essays** that compare and contrast have a different structure altogether. There are two distinct styles to format a compare contrast essay. Choose one of the formats to write an essay based on the lists you just generated.

**Format 1: Compare Contrast Essays**

- Introduction with quotation or anecdotes that lead on to the thesis statement.
- Exhaustive details of the first topic are given in this section, which can go on for a few paragraphs. Nothing is said mentioning the second topic in this section.
- Comprehensive details of topic 2 are given here, which may extend to a few paragraphs. No mention is made of the first topic.
- A few paragraphs here, will finally mention the comparisons and contrasts between both the topics one and two.
- A good conclusion will reaffirm the thesis stated in the introduction.

**Format 2: Compare Contrast Essays**

- An introduction should start the essay, giving a briefing of all that it entails.
- A few paragraphs here will contain all the comparisons between both the topics involved.
- A few paragraphs here will contain all the contrasts between the two topics.
- The conclusion will contain a summary of everything highlighted in the essay.